



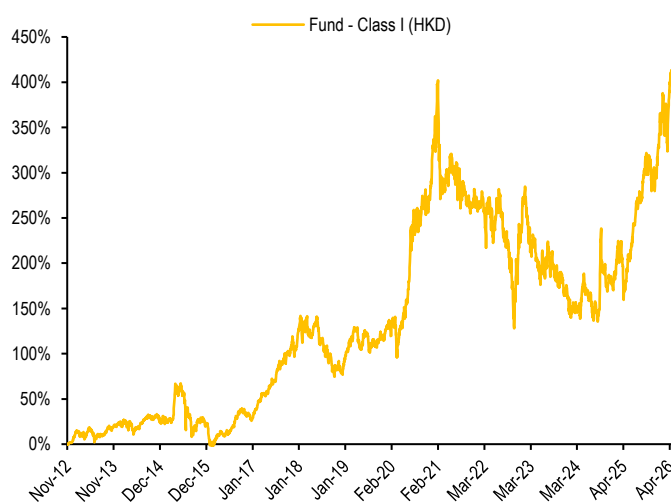
April 2026 (as of 30 April 2026)

Eligible Collective Investment Schemes under the New Capital Investment Entrant Scheme¹**Important Notes**

- The investments of the Fund are concentrated in Greater China, which may subject the Fund to concentration risk.
- China is considered as an emerging market and investing in China may subject the Fund to higher economic, political, foreign exchange and currency control, social, and regulatory risks. Investments in China may also be less liquid and more volatile. The value of the Fund's investments may be affected by uncertainties such as international, political and economic developments or changes in government policies.
- Investor should not make investment decisions solely based on this document.

Investment Objective

The Fund seeks to achieve medium to long-term capital growth through investing primarily in securities of companies which are established in Greater China or having their income, assets, business or operations associated with Greater China.

Performance Since Inception^{4, 5}**Fund Information****Inception Date^{2, 7}**

Class I (HKD): 16 Nov 2012
Class A (HKD): 17 Apr 2015
Class I (USD): 31 Dec 2019
Class A (USD): 18 May 2017
Class A (RMB): 29 Dec 2017

NAV per Unit

Class I (HKD): 51.328
Class A (HKD): 30.053
Class I (USD): 2.227
Class A (USD): 3.018
Class A (RMB): 24.952

**Base Currency
Dealing Frequency³**

HKD
Daily (Business Day)

**Trustee
Custodian**

BOCI-Prudential Trustee Limited
Bank of China (Hong Kong) Limited

ISIN Code

Class I (HKD): HK0000130713
Class A (HKD): HK0000130705
Class I (USD): HK0000316460
Class A (USD): HK0000316452
Class A (RMB): HK0000187481

Bloomberg Code

Class I (HKD): CUISCHI HK
Class A (HKD): CUISCHA HK
Class I (USD): CUCHKIU HK
Class A (USD): CUCHKAU HK
Class A (RMB): CUJARMB HK

¹ For the list of Eligible Collective Investment Schemes under New CIES, please refer to SFCHK website for most updated information. For further details of the New CIES, please refer to the website of the New CIES hosted by Invest Hong Kong.
² Class I (HKD), Class I (USD), Class A (HKD), Class A (USD) and Class A (RMB) investors invest in the same fund.
³ "Business Day" is a day (other than a Saturday or Sunday) on which the SEHK is open for trading in Hong Kong or such other day or days as the Manager and the Trustee may agree from time to time.

Cumulative Performance^{4, 5, 6, 7}

	YTD	1M	3M	6M	1Y	3Y	5Y	Since Inception
Class I (HKD)	30.30%	18.18%	12.68%	23.24%	81.33%	67.71%	28.45%	413.28%
Class A (HKD)	30.09%	18.14%	12.55%	22.94%	80.42%	65.22%	25.29%	200.53%
Class I (USD)	29.48%	18.27%	12.30%	22.23%	79.45%	68.08%	27.26%	122.70%
Class A (USD)	29.25%	18.21%	12.19%	21.99%	78.69%	65.55%	24.20%	201.80%
Class A (RMB)	26.43%	16.77%	10.22%	17.05%	67.90%	63.17%	31.18%	126.86%

Calendar Year Performance^{4, 5, 6, 7}

	2025	2024	2023	2022	2021	2020	2019	2018	2017	2016
Class I (HKD)	40.55%	1.60%	-17.60%	-9.40%	-10.76%	80.79%	27.11%	-14.11%	63.38%	4.45%
Class A (HKD)	39.84%	1.10%	-18.01%	-9.85%	-11.21%	79.90%	26.48%	-14.55%	62.56%	3.95%
Class I (USD)	40.18%	2.16%	-17.74%	-9.37%	-11.29%	81.60%	--	--	--	--
Class A (USD)	39.57%	1.64%	-18.15%	-9.82%	-11.72%	80.69%	27.21%	-14.74%	--	--
Class A (RMB)	32.79%	4.76%	-15.79%	-1.78%	-13.82%	68.86%	--	-9.99%	--	--

⁴ The computation basis of the performance is based on the last Business Day of the calendar year / period, NAV-To-NAV, with dividend reinvested (if any). Investment returns are denominated in the relevant unit class currency of the Fund. Where the unit class currency is not US/HK Dollars, US/HK Dollar-based investors are exposed to exchange rate fluctuations.

⁵ The Manager views Class I (HKD), being the unit class denominated in the Fund's base currency and commonly subscribed by Hong Kong investors, as the most appropriate representative unit class. The NAV per Unit is for reference only and not indicative for the future performance. The value of units may rise as well as fall.

⁶ Where no past performance is shown there was insufficient data available to provide performance during the calendar year / period being shown.

⁷ There were no outstanding units in issue for Class A (RMB) of the Fund since 26 April 2019. Units of Class A (RMB) of the Fund were re-issued on 7 May 2019 and the relevant performance figures are calculated from the re-issue date.

About The Company

China Universal Asset Management (Hong Kong) Company Limited is a wholly-owned subsidiary of China Universal Asset Management Company Limited ("China Universal"), a PRC parentage asset manager demonstrating its strengths in Greater China related investment. The AUM of China Universal and its subsidiaries is above RMB1400 billion as at end of December 2025. China Universal Asset Management (Hong Kong) Company Limited is a qualified holder to the QFI scheme granted by China Securities Regulatory Commission.

Source: China Universal Asset Management (Hong Kong) Company Limited, Bloomberg, Wind. Unless otherwise specified, all information stated in this document is updated as of 30 April 2026.

匯添富資產管理（香港）有限公司
China Universal Asset Management (Hong Kong) Company Limited

Company Address: 3710-11, 37F, Two IFC, 8 Finance Street, Central, Hong Kong

Company Tel: (852) 3983 5600

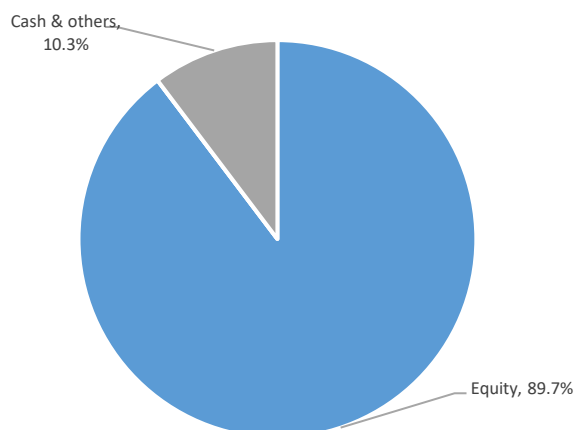
Company website: www.99fund.com.hk

Company email: info@chinauniversalasset.com

CUAM China-Hong Kong Strategy Fund

April 2026 (as of 30 April 2026)

Asset Allocation⁸



Source: Bloomberg

⁸ The total may not be equal to 100% due to rounding. Allocations are subject to change without notice.

Portfolio Manager's Commentary

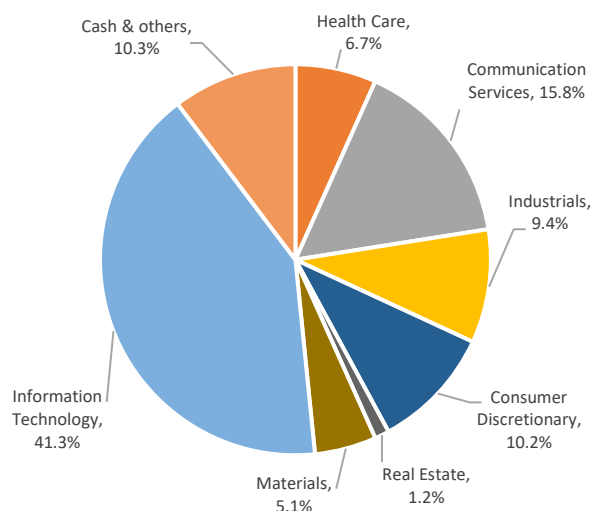
In April 2026, the Fund (Class I HKD) delivered a return of +18.2%. The Fund (Class I HKD) recorded +30.3% year to date performance as of 30 April 2026.

We believe that the rise of technological advancement is a key investment theme for multiple years of growth. The demand for high performance computing have kicked off a new round of cloud and AI-related investments. We prefer to invest in AI hardware supply chains and cloud service providers.

China corporates are entering a 10-year golden stage of exports as well as investing in overseas. We prefer to invest in China advanced manufacturing which has competitive advantages in global production supply chain. Additionally, we also like China corporates which can expand their business in the global level through its sales of IP including innovative drugs and consumption goods and services.

We stick on holding quality companies on a long-term perspective. We believe these companies' fundamentals remain intact and valuations are bargain.

Sector Allocation⁸



Portfolio Manager

Mr. Zhihua Wang

Mr. John So

Top 5 Holdings (as a % of total Fund size)

TENCENT HLDGS LTD	9.4%
NVIDIA CORP	8.9%
ALPHABET INC	7.6%
ALIBABA GROUP HLDG LTD	7.3%
TAIWAN SEMICONDUCTOR MANUFACTURING LTD	4.4%

Data as of 31 March 2026

Fees*

	Class I (HKD)	Class A (HKD)	Class I (USD)	Class A (USD)	Class A (RMB)
Subscription Fee	Up to 5%	Up to 5%	Up to 5%	Up to 5%	Up to 5%
Management Fee	0.75%p.a. ⁹	1.25%p.a. ⁹	0.75%p.a. ⁹	1.25%p.a. ⁹	1.25%p.a. ⁹
Performance Fee	Not applicable	Not applicable	Not applicable	Not applicable	Not applicable
Redemption Fee	0%	0%	0%	0%	0%
Minimum Subscription [^]	HKD3,000,000	HKD10,000	USD300,000	USD1,000	RMB10,000
Minimum Redemption [^]	HKD100,000	HKD1,000	USD10,000	USD1,000	RMB1,000
Minimum Holding [^]	HKD1,000,000	HKD10,000	USD100,000	USD1,000	RMB10,000

⁹ The current annual rate may be increased up to the specified permitted maximum level as set out in the Explanatory Memorandum by giving not less than one month's prior notice to the investors.

* Please refer to the Explanatory Memorandum for full details of fee structure.

[^] Please refer to the Explanatory Memorandum for further details of the other currencies of the share classes.

- Investment involves risk (including the possibility of loss of the capital invested). Prices of fund units may go up as well as down. The investment policy was changed since 28 Apr 2017 and the performances prior to that were achieved under circumstances that no longer apply. Past performance is not indicative of future performance. Index performance (if any) is for reference only, not benchmark. Please refer to the Fund's Explanatory Memorandum and the Key Facts Statement for further details including the risk factors, in particular those risks involved in investing in emerging market.
- The document is prepared for general information purposes only. All views expressed cannot be construed as an offer or recommendation by the Manager. Any person considering an investment should seek independent advice on the suitability or otherwise of the particular investment. The Manager shall not be held liable for losses arising out of any person's reliance upon this information.
- The document and the company website have not been reviewed by the Securities and Futures Commission.
- The document is issued by China Universal Asset Management (Hong Kong) Company Limited.

匯添富資產管理（香港）有限公司
China Universal Asset Management (Hong Kong) Company Limited

Company Address: 3710-11, 37F, Two IFC, 8 Finance Street, Central, Hong Kong

Company Tel: (852) 3983 5600

Company website: www.99fund.com.hk

Company email: info@chinauniversalasset.com