

CUAM Select US Dollar Bond Fund



February 2026 (as of 27 February 2026)

Eligible Collective Investment Schemes under the New Capital Investment Entrant Scheme¹

Important Notes

- The Fund mainly invests in debt securities and may invest in securities which are below investment grade or which are unrated. Investment in the Fund is subject to risks that apply to debt securities, including but not limited to, interest rates risk, credit risk of issuers or counterparties, risks relating to credit rating, downgrading risk, below investment grade and unrated securities risk, sovereign debt risk, liquidity and volatility risk and valuation risk.
- The Fund may invest in convertible bonds, which are subject to the credit, interest rate, liquidity and prepayment risks associated with comparable straight bond investments and market risks with both debt securities and equity securities and any risk specific to convertible bonds.
- The Fund may invest in instruments with non-viability/loss absorption convertible features, which are of novelty and untested nature and subject to trigger level risk/conversion risk, coupon cancellation risk, sector concentration risk.
- The Manager may at its discretion pay dividend out of the capital of the Fund or effectively pay dividend out of capital. Payment of dividends out of capital or effectively pay dividend out of capital amounts to a return or withdrawal of part of an investor's original investment or from any capital gains attributable to that original investment. Such distributions will result in an immediate reduction in the net asset value per unit of the Fund.
- Investor should not make investment decisions solely based on this document.

Fund Information

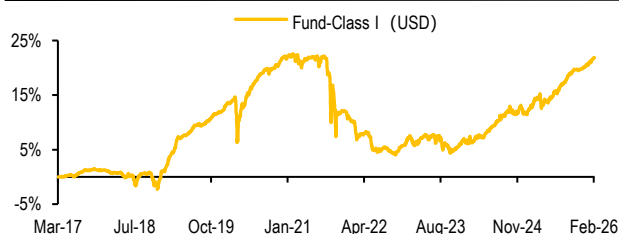
Manager	China Universal Asset Management (Hong Kong) Company Limited
Base Currency	USD
Unit Class Currency	USD, HKD, RMB
Dealing Frequency ²	Daily (Business Day)
Trustee	BOCI-Prudential Trustee Limited
Custodian	Bank of China (Hong Kong) Limited

Cumulative Performance^{3, 4}

	YTD	1M	3M	6M	1Y	3Y	5Y	Since Inception
Class I – USD	1.49%	0.74%	1.90%	3.81%	6.69%	15.15%	-0.31%	21.90%
Class A – USD	1.51%	0.75%	1.89%	3.82%	6.45%	14.35%	-1.50%	19.06%
Class I – HKD	2.03%	1.01%	2.44%	4.35%	7.42%	14.92%	0.07%	21.75%
Class A – HKD	1.98%	0.98%	2.36%	4.16%	7.04%	13.94%	-0.68%	20.11%
Class I – RMB	-0.31%	-0.58%	-1.16%	-0.05%	0.48%	13.64%	5.01%	20.01%
Class A – RMB	-0.37%	-0.61%	-1.25%	-0.23%	0.16%	12.75%	3.98%	17.59%
Class M – USD	1.51%	0.75%	1.89%	3.82%	6.47%	14.35%	-1.48%	-1.58%

Investment Objective

The Fund seeks to provide investors with a stable and consistent investment return over medium to long term by investing primarily in US Dollar denominated debt securities instruments. The Fund will primarily invest at least 70% of its net asset value in US Dollar denominated debt securities instruments. The Fund may invest less than 30% of its net asset value in other debt securities instruments which are denominated in non-USD currencies.

Performance Since Inception^{3, 5}Calendar Year Performance^{3, 4}

	2025	2024	2023	2022	2021	2020	2019	2018	2017	2016
Class I – USD	7.53%	4.61%	0.99%	-5.68%	-8.15%	8.67%	11.02%	-0.10%	--	--
Class A – USD	7.16%	4.48%	0.74%	-5.93%	-8.35%	8.14%	10.83%	-0.40%	--	--
Class I – HKD	7.86%	4.18%	1.07%	-6.06%	-7.82%	7.88%	10.31%	0.10%	--	--
Class A – HKD	7.49%	3.79%	0.99%	-5.95%	-7.87%	7.89%	10.15%	-0.15%	--	--
Class I – RMB	2.43%	7.87%	3.84%	2.33%	-10.51%	1.26%	12.05%	5.09%	--	--
Class A – RMB	2.12%	7.49%	3.78%	2.35%	-10.75%	0.99%	11.76%	4.78%	--	--
Class M – USD	7.21%	4.47%	0.75%	-5.95%	--	--	--	--	--	--

Unit Class Information

	NAV per unit	Inception Date	ISIN Code	Bloomberg Code	Minimum Initial Investment ⁶	Subscription Fee ⁷	Management Fee ⁸
Class I – USD	0.816	27 Mar 2017	HK0000323227	CHCSUIA HK	USD500,000	Up to 5%	0.50%p.a.
Class A – USD	0.806	27 Mar 2017	HK0000323219	CHCSURA HK	USD1,000	Up to 5%	0.75%p.a.
Class I – HKD	8.238	27 Mar 2017	HK0000323185	CHCSHIA HK	HKD4,000,000	Up to 5%	0.50%p.a.
Class A – HKD	8.173	27 Mar 2017	HK0000323177	CHCSHRA HK	HKD8,000	Up to 5%	0.75%p.a.
Class I – RMB	8.379	27 Mar 2017	HK0000323201	CHCSCIA HK	RMB4,000,000	Up to 5%	0.50%p.a.
Class A – RMB	8.288	27 Mar 2017	HK0000323193	CHCSCRA HK	RMB8,000	Up to 5%	0.75%p.a.
Class M – USD	0.802	18 Feb 2021	HK0000695103	CHCSHMU HK	USD1,000	Up to 5%	0.75%p.a.

¹ For the list of Eligible Collective Investment Schemes under New CIES, please refer to SFCHK website for most updated information. For further details of the New CIES, please refer to the website of the New CIES hosted by Invest Hong Kong.

² "Business Day" means a day (other than a Saturday or Sunday) on which the SEHK is open for trading in Hong Kong or such other day or days as the Manager and the Trustee may agree from time to time.

³ The computation basis of the performance is based on the last Business Day of the calendar year / period, NAV-To-NAV, with dividend reinvested (if any). Investment returns are denominated in the relevant unit class currency of the Fund. Where the unit class currency is not US\$HK Dollars, US\$HK Dollar-based investors are exposed to exchange rate fluctuations.

⁴ Where no past performance is shown there was insufficient data available to provide performance during the calendar year / period being shown.

⁵ The Manager views Class I (USD) as the most appropriate representative unit class. The NAV per Unit is for reference only and not indicative for the future performance. The value of units may rise as well as fall.

⁶ Please refer to the Explanatory Memorandum for further details including the minimum additional investment, minimum holding and minimum realization.

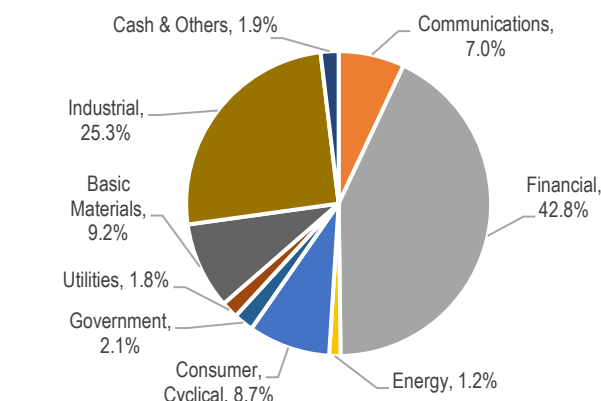
⁷ Please refer to the Explanatory Memorandum for further details of fee structure.

⁸ Up to 3% p.a. The current annual rate may be increased up to the specified permitted maximum level as set out in the Explanatory Memorandum by giving not less than one month's prior notice to the investors.

CUAM Select US Dollar Bond Fund

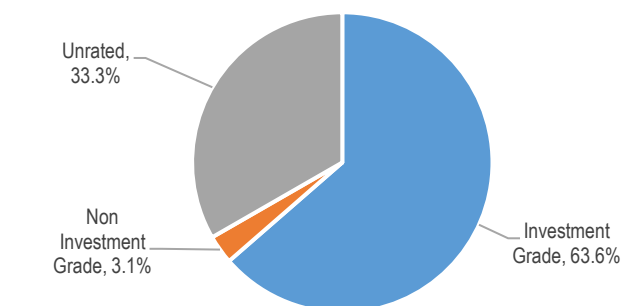
February 2026 (as of 27 February 2026)

Sector Allocation ¹⁰



Source: Bloomberg

Rating Allocation ^{10, 11}



Source: Bloomberg, CUAMHK

¹⁰ The total may not be equal to 100% due to rounding. Allocations are subject to change without notice.

¹¹ For the definition of credit ratings, please refer to the Fund's Explanatory Memorandum and the Key Facts Statement.

Top 5 Holdings (as a % of Fund NAV)

XINGYE GOLD HK MINING CO LTD, 7.4%, 2029/02/13	4.8%
HANWHA LIFE INSURANCE CO LTD, 6.3%, 2055/06/24	3.0%
SHUIFA INTERNATIONAL HOLDINGS (BVI) CO. LTD, 7.2%, 2027/03/20	3.0%
FUZHOU DIGITAL ECONOMY INVESTMENT GROUP CO LTD, 7%, 2028/04/28	2.9%
HUANGSHI STATE-OWNED ASSETS MANAGEMENT CO LTD, 7%, 2027/10/24	2.9%

Portfolio Manager

Mr. Cheng Tao

About The Company

China Universal Asset Management (Hong Kong) Company Limited is a wholly owned subsidiary of China Universal Asset Management Company Limited ("China Universal"), a PRC parentage asset manager demonstrating its strengths in Greater China related investment. The AUM of China Universal and its subsidiaries is above RMB 1400 billion as at end of December 2025. China Universal Asset Management (Hong Kong) Company Limited is a qualified holder to the QFI scheme granted by China Securities Regulatory Commission.

Source: China Universal Asset Management (Hong Kong) Company Limited, Bloomberg, Wind. Unless otherwise specified, all information stated in this document is updated as of 27 February 2026.

- Investment involves risk (including the possibility of loss of the capital invested). Prices of fund units may go up as well as down and past performance is not indicative of future performance. Please refer to the Fund's Explanatory Memorandum and the Key Facts Statement for further details including the risk factors, in particular those risks involved in investing in emerging market.
- The document is prepared for general information purposes only. All views expressed cannot be construed as an offer or recommendation by the Manager. Any person considering an investment should seek independent advice on the suitability or otherwise of the particular investment. The Manager shall not be held liable for losses arising out of any person's reliance upon this information.
- The document and the company website have not been reviewed by the Securities and Futures Commission.
- The document is issued by China Universal Asset Management (Hong Kong) Company Limited.

匯添富資產管理（香港）有限公司
China Universal Asset Management (Hong Kong) Company Limited

Company Address: 3710-11, 37F, Two IFC, 8 Finance Street, Central, Hong Kong

Company Tel: (852) 3983 5600

Company website: www.99fund.com.hk

Company email: info@chinauniversalasset.com

Dividend History (recent 4 distributions) ⁹

Dividend Amount Ex-Dividend Date

Class I (USD), Class I (HKD) and Class I (RMB)

Class I USD 0.0122 per unit	16 Dec 2025
Class I HKD 0.1223 per unit	16 Dec 2025
Class I RMB 0.1299 per unit	16 Dec 2025
Class I USD 0.0121 per unit	16 Sep 2025
Class I HKD 0.1220 per unit	16 Sep 2025
Class I RMB 0.1300 per unit	16 Sep 2025
Class I USD 0.0079 per unit	17 Jun 2025
Class I HKD 0.0799 per unit	17 Jun 2025
Class I RMB 0.0857 per unit	17 Jun 2025
Class I USD 0.0080 per unit	17 Mar 2025
Class I HKD 0.0799 per unit	17 Mar 2025
Class I RMB 0.0866 per unit	17 Mar 2025

Class A (USD), Class A (HKD) and Class A (RMB)

Class A USD 0.0120 per unit	16 Dec 2025
Class A HKD 0.1214 per unit	16 Dec 2025
Class A RMB 0.1286 per unit	16 Dec 2025
Class A USD 0.0120 per unit	16 Sep 2025
Class A HKD 0.1213 per unit	16 Sep 2025
Class A RMB 0.1289 per unit	16 Sep 2025
Class A USD 0.0079 per unit	17 Jun 2025
Class A HKD 0.0795 per unit	17 Jun 2025
Class A RMB 0.0850 per unit	17 Jun 2025
Class A USD 0.0079 per unit	17 Mar 2025
Class A HKD 0.0796 per unit	17 Mar 2025
Class A RMB 0.0859 per unit	17 Mar 2025

Class M (USD)

Class M USD 0.0040 per unit	20 Feb 2026
Class M USD 0.0040 per unit	15 Jan 2026
Class M USD 0.0040 per unit	16 Dec 2025
Class M USD 0.0040 per unit	17 Nov 2025

⁹ Distributions may be paid out of capital or effectively paid out of capital, which will result in an immediate reduction of net asset value per unit of the Fund. Dividend payout is at Manager's discretion. There is no guarantee of regular distribution and, if distribution is made, there is no guarantee to the amount being distributed. Please refer to the Manager's website for the complete dividend history.